



Photo: Courtesy of Homecrest (www.homecrestcabinetry.com)



# TOP BATHROOM TRENDS

Bathrooms are becoming less showy and more focused on user experience. The emphasis for bathroom design this year and going forward will be comfort, personal preference, and private indulgence. This forecast is from the 2016 National Kitchen and Bath Association (NKBA) Design Trends Survey with input from 450 designers. If you are planning a bathroom remodeling project, this report can help give you confidence as you make your design choices.

(continued on page 2)

## Balsan Named Certified Remodeler

We are pleased to announce that Christine Balsan, Sales Consultant with Remodeling Designs, has earned the National Association of Remodelers (NARI) Certified Remodeler designation. According to NARI, the Certified Remodeler (CR) designation proves the remodeling contractor's superior knowledge, technical comprehension and skill in remodeling. To attain CR certification, a candidate is required to have five years' full-time experience in remodeling and pass a comprehensive assessment exam. Certified Remodelers are bound to abide by the NARI Code of Ethics and the NARI Standards of Practice.



Certified Professional  
**NARI**  
CR

"Earning CR status benefits our clients because I can do my job better," said Balsan. "The exam—which took six months of studying—covers not only remodeling skills, but business practices, ethics, construction law and more. I'm a better employee now that I've earned my CR certification."

Recipes from  
*Erich's Kitchen*

## Beer Can Chicken



This recipe originally comes from "Weber's Big Book of Grilling". Like everything else I like to fix recipes for my own taste. You have to love a recipe that starts with opening a 16 oz. can of your favorite beer and drink half of it. You use the other half of the beer including the can to cook the chicken on the grill. Or in my case, I have the fancy cooking utensil shown in the picture that makes cooking the chicken a little easier.

### The Rub for One Chicken

- 1 teaspoon Dry Mustard
- 1 teaspoon Paprika
- 1 teaspoon Kosher Salt
- 1 teaspoon Garlic Powder
- 1 teaspoon Emerils Essence
- ½ teaspoon Ground Coriander
- ½ teaspoon Ground Black Pepper
- ½ teaspoon Ground Cumin

### Directions

Clean the chicken and pat it dry. Rub the oil all over the outside of the chicken. Apply the rub liberally on the outside and in the cavity of the chicken. Place the beer can into the cavity of the chicken. You will place the chicken on the grill standing up with the beer can and the legs to form a tripod. Cook the chicken over indirect heat. It will take about 1 to 1-1/2 hours. Use an internal meat thermometer in the thickest part of the breast to cook the chicken to 170 degrees. The chicken should look like the picture when done. This is one of the most unique ways to cook a chicken. It provides plenty of good conversation when standing around the grill. Enjoy the summer and this fantastic recipe.

# TOP BATHROOM TRENDS

(continued from page 1)

1. Greater acceptance of aging-in-place amenities: zero-threshold showers, grab bars, higher vanity heights, chair-height toilets.
2. Transitional is pulling away from contemporary. Transitional is the most popular style.
3. Neutral colors rule in the bath. White is most popular fixture color. Whites and grays are most popular overall color schemes.
4. More open shelving and floating vanities.
5. More built-in storage functionality: more roll-out shelves in bath cabinetry, more "hidden" electrical outlets for blow dryers, etc.
6. Undermount sinks are by far the most popular style. Emerging: 15 percent of the designers specified trough sinks, which may increase.
7. When tubs are installed in master bathrooms, they are most likely to be freestanding.
8. Increasing use of shower amenities such as lights, built-in seats and benches, and hand showers in addition to the mounted showerhead.
9. Polished chrome is the most popular faucet finish.
10. Other amenities specified by at least twenty-five percent of NKBA members in 2015:
  - a. Easy maintenance features
  - b. Electric radiant floor heating
  - c. Master bathrooms with coffee bars, microwaves, and wet bars
  - d. TV in mirrors
  - e. Quiet or soft-close toilet seats
  - f. Steam showers

Gray color schemes for the bathroom are gaining ground—currently equal in popularity with white and off-white. Beiges and bones are the third favorite bathroom color, while 30 percent of the designers reported spicing it up with colors of blue, green and brown. The top faucet finish is polished chrome, but satin nickel and brushed nickel are still very well liked. Bronze/oil-rubbed bronze appears to be on the decline. About 34 percent of the designers reported using thermostatic shower valves in guest or second bathrooms. Pressure balance valves are also in favor, with 23 percent expecting to install more of them in 2016.

Large zero-threshold showers currently take precedence over bathtubs, but the bathtub is not becoming obsolete. While 67 percent of the designers reported removing tubs and whirlpools from master bathrooms last year, an equal number reported adding a freestanding tub to the master bath. Chair height or comfort height toilets are the top choice, and one-piece designs are preferred by almost half of the designers.

Wood is overwhelmingly the most popular material used for vanities, and floating vanities are favored over the console type. Quartz and granite continue to be the favorite picks for vanity top materials, although quartz is outpacing granite and 50 percent of the designers expect to do more with quartz this year. Linen storage and medicine cabinets are very desirable in the bathroom. Ceramic and porcelain tile are dominant for bathroom floors and show no signs of slowing down in 2016.




Photos: Courtesy of Moen ([www.moen.com](http://www.moen.com))






# The Beauty of What You Don't See



Even though we may be used to having a round drain in the middle of our shower floor, this type of drain is definitely utilitarian rather than attractive. It totally interrupts whatever beautiful design we are trying to create with the floor tile.

The new WallDrain from QuickDrain USA eliminates any breaks in the smooth flow of tile in a shower floor. The system was engineered to sit flush along the wall, creating a sleek and unobtrusive look where the shower drain is nearly invisible, yet incredibly efficient.

The innovative WallDrain features a stainless steel body with a sloped trough designed to remove all the water and debris from the trough after each use. It is ADA approved and easy to install. WallDrain won the Architizer A+ Popular Choice and Jury Award for its revolutionary design. ■




Photos: Courtesy of QuickDrain USA ([www.quickdrainusa.com](http://www.quickdrainusa.com))

# Ultimate Guest Suite



Photos: Courtesy of Jeff Davis Photography



One of the most spectacular spaces in the 2016 The New American Home (TNAH) is the VIP Suite on the upper level. TNAH is designed each year for the International Builders' Show as a showplace of ideas and inspiration for remodelers and builders. In this case, the VIP Suite was conceived as a guest suite for visiting friends or family members of any age. To make this suite easily accessible for everyone, it is conveniently reached either by a nearby elevator or stairway. The suite occupies the entire space on the top floor and has its own private balcony. This location offers by far the best views in the entire house. The floor-to-ceiling windows are shaded by large roof overhangs that block intense sunlight during the daytime. Windows higher on the wall give privacy, but provide lots of passive daylighting.

The VIP Suite has a modern, angular vibe that is softened by the whimsical curve of the bed frame and the natural organic feel of

the cloth-covered furnishings and area rugs. The bedroom and bathroom both feature dramatic three dimensional wall graphics comprised of wood-look porcelain tile and sparkling glass tile.

Built-ins flow seamlessly from the bedroom to the bathroom, making the suite feel like one big, open space. A convenient kitchenette provides everything guests need to prepare an early morning or late night snack: a sink, 2-drawer undercounter refrigerator, built-in coffee machine, and convection warming drawer. The long, lean horizontal fireplace with its gray stone surround creates a welcoming atmosphere, along with providing extra warmth on cool evenings.

The spa-like bathroom features a zero-threshold shower with a floor-to-ceiling frameless glass enclosure. The shower is outfitted with the Kohler DTV shower system—an advanced digital platform that wraps water, sound, light and steam together in a seamless and totally customizable system. The vanity countertops are two inches higher than the standard, making them more ergonomically comfortable to use. Tankless water heaters provide instant hot water on demand. ■





- Top Bathroom Trends
- Recipes from Erich's Kitchen
- Balsan Receives Designation
- Functional Beauty
- Ultimate Guest Suite

IN THIS ISSUE

Remodeling Designs, Inc.  
482 Windsor Park Drive  
Dayton, OH 45459

EXPECT MORE, AND GET IT

|                |
|----------------|
| PRSRST STD     |
| U.S. POSTAGE   |
| <b>PAID</b>    |
| CHARLOTTE NC   |
| PERMIT NO 3609 |



# Functional Beauty

Have you ever thought to yourself, "If my space were just better organized, I would enjoy it so much more"? That's exactly what our clients were saying to themselves before they called us to remodel their master bathroom.

The room was a great size for a master bathroom, but it wasn't a very useful space. The entire right-hand side of the bathroom was engulfed by a large soaking tub and an enormous, carpeted tub deck. A small four-foot shower and double vanity wrapped the opposite side of the bathroom. The vanities were so close together, our clients bumped into each other every morning while getting ready for work, and the cabinets themselves were not very functional.

How could we make this better, you ask? We started out by positioning the new shower where the tub was previously located, eliminating the tub they never used. This gave them a very luxurious shower to enjoy, complete with a fixed shower head and a handheld shower. A bench next to the shower provides a nice place to sit down and dry off.

The vanity area now extends the full length of the left wall. We removed the angled wall in the corner, which allowed us to install a large Lazy Susan cabinet in the corner to maximize storage space. A drawer base, tall cabinet, base cabinet with roll out trays, and a trash can also separate the two sink areas. Our clients are now able to enjoy getting ready without being in each other's way.

The details in this bathroom are remarkable, particularly the tile detail. We created a tile inlay in the middle of the bathroom that is just breath taking. The shower tile is beautifully laid out and very elegant, blending nicely with our clients' taste. We took this bathroom from bland to spectacular to meet the organizational, functional, and aesthetic needs of our clients. And we had a wonderful time accomplishing that task!

